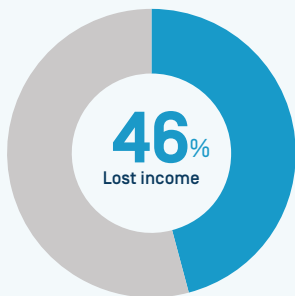


WEEK 1: MARCH 25-26

Concerned. Cautious. Worried.


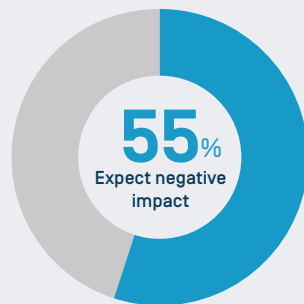
More than half of Americans report feeling these emotions in the first week of a new Strada Education Network survey, which will track how COVID-19 impacts Americans' lives, their work, and their needs for education and training.

This nationally representative survey* of 1,000 American adults will be updated weekly. Our intent is to provide insights to the education providers, policymakers, employers, and individual Americans who are navigating this crisis.



The financial fallout of the COVID-19 pandemic is **already real for nearly half** of the American workforce. Many have already seen their hours or income reduced.

The concerns extend to those not in the workforce, as more than half of all Americans expect the pandemic to **damage their finances**.



One-third of American workers believe that if they do lose their jobs, they will **need additional education** to find comparable ones.

Most Americans are worried about **losing their jobs**.



Americans' top choices for future investments in their own education or training are for **online or on-the-job programs**.

26%

Online college or university

18%

Apprenticeship or internship with local employer

17%

Online community college

* Survey completed weekly by Heart+Mind Strategies on behalf of Strada Consumer Insights. Margin of error: +/-3%.

Public Viewpoint: COVID-19 Work and Education Survey

Interview Dates: March 25 – 26, 2020

Audience: National online survey of Americans ages 18 and above conducted by Heart+Mind Strategies for Strada Education Network’s Center for Consumer Insights. Quotas based on the U.S. Census were used to ensure results that are nationally representative by age, gender, race/ethnicity and region. Sample size n=1,006 with a margin of error of $\pm 3\%$ at a 95% confidence level.

1. Please select the words below that best describe the way you feel right now about the virus outbreak. Please select all that apply.

a. Concerned	64%
b. Cautious	59%
c. Worried	51%
d. Hopeful	33%
e. Angry	14%
f. Determined	12%

2. What effect do you think the coronavirus outbreak will have on your finances?

a. Very negative effect	23%
b. Somewhat negative effect	32%
c. No effect	30%
d. Somewhat positive effect	6%
e. Very positive effect	5%
f. Does not apply to me	4%

3. How worried are you that you may lose your job as a result of the coronavirus (COVID-19) events, or are you not at all worried?

a. Extremely worried	15%
b. Very worried	14%
c. Somewhat worried	28%
d. Not very worried	22%
e. Not at all worried	22%

Base: Individuals who were employed full-time or part-time or self-employed, n=533.

4. **Did you lose your job or have your hours or income from work been reduced because of the coronavirus (COVID-19) situation?**

- a. Yes 46%
- b. No 54%

**Base: Individuals who were in the workforce (employed full-time or part-time, self-employed, or unemployed looking for work) n=610.*

5. **Do you agree or disagree with the following statement?**

If I were to lose my job because of the coronavirus (COVID-19) events, I will need additional education or training to find another job with the same wages or income.

- a. Strongly agree 11%
- b. Agree 22%
- c. Neither agree nor disagree 30%
- d. Disagree 24%
- e. Strongly disagree 13%

**Base: Individuals who were in the workforce: (employed full-time or part-time, self-employed, or unemployed looking for work) n=610.*

6. **If you had \$5,000 available to invest in your future education or training, where would you prefer to spend it?**

- a. Online college or university 26%
- b. Apprenticeship or internship with a local employer 18%
- c. Online community college 17%
- d. In-person college or university 15%
- e. In-person community college 13%
- f. Online education with another provider 11%